



BUG BELLY

TOP POND'S
GREEDIEST FROG!




ALL TIME FAVOURITE SNACKS

Make your own yucky but edible bugliscious bug snacks.

You can see Bug Belly's Top Ten bug snacks on the very last page of the book!

No.6 Chrysalis Candies*

part one



From this
to THIS!



* With surprise caterpillar hiding inside!!

YOU WILL NEED


- One Kiwi fruit
- Green food colouring
- Marzipan
- Vermicelli (choccy bits)

HERE'S HOW
part one

Look for the caterpillar shape inside your Kiwi fruit!



1



2



3

Cut the kiwi in half, then cut a thick slice. Bug Belly has drawn the caterpillar outline in black so that you can see it. Cut it out carefully. *TAKE CARE ask an adult to help if the knife is sharp!

See the next page



No.6 Chrysalis Candies

part two

HERE'S HOW part two


Start with a ball
1 of marzipan




Add green food colouring
roll into a long leaf shape




Place caterpillar on the 'leaf' and roll down



keep rolling
until fully
covered



Add some texture and pattern



Then re-shape a bit by squeezing



Finally, **here's the best bit**, carefully cut
away the chrysalis to reveal your delicious
creepy crawler waiting inside!

Add vermicelli pieces
for an interesting finish

<<< Tweezers